

Agitators

Direct Drive Agitators


MODELS A-2 & A-2-T

Neptune's quality line of standard agitators are excellent for use with most Neptune chemical feed systems in tanks up to 150 gallons*, making them an essential accessory for many applications.

FEATURES:

- Motor description: 1/4 HP-1-115-TEFC, 1725 RPM, other motors available
- Shaft and propeller: 316SS
- PVC coated shaft and propeller available
- Available with bracket or clamp mounting

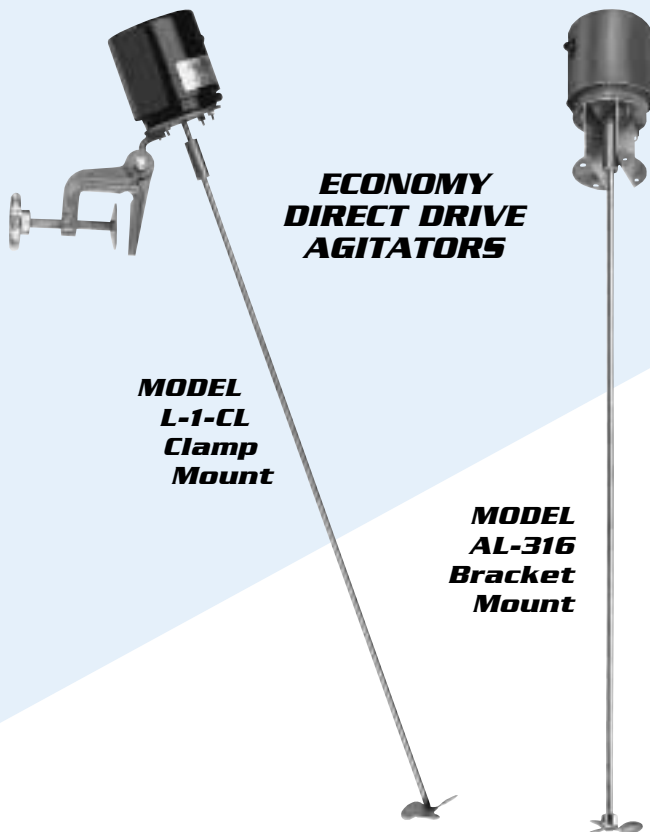
Neptune
CHEMICAL PUMP CO., INC.



**DIRECT
DRIVE
AGITATORS**

**MODEL
A-2
Clamp
Mount**

**MODEL
A-2-T
Bracket
Mount**



**ECONOMY
DIRECT DRIVE
AGITATORS**

**MODEL
L-1-CL
Clamp
Mount**

**MODEL
AL-316
Bracket
Mount**

Economy Direct Drive Agitators

MODELS AL-316 & L-1-CL

These agitators have been designed with economy as the paramount requirement and are excellent for tanks up to 55 gallons.

FEATURES:

- Motor description: 1/20 HP-1-115-TEFC, 1550 RPM, with cord
- Shaft and propeller: 316SS
- Epoxy coated shaft and propeller available
- Available with bracket or clamp mounting

*For larger tanks, a more complete line of mixers is available from Neptune Mixer Company. Request Portable Mixer Catalog for gear and direct drive mixers to 5 HP.

Specifications

DIRECT DRIVE AGITATORS

- Motor description: 1/4 HP-1-115-TEFC, 1725 RPM
- Shaft and propeller: 316SS
- Shipping weight: 30 lbs.

MODEL A-2 Clamp Mount

Use with any tank except top mount models.*

MODEL A-2-T Bracket Mount

Use with any top mount tank.*

ECONOMY DIRECT DRIVE AGITATORS

- Motor description: 1/20 HP-1-115-TEFC, 1550 RPM, with cord
- Shaft length: 30"
- 3 blade – 316SS propeller
- Shipping weight: 14 lbs.

MODEL L-1-CL Clamp Mount

Use with any 50 gallon tank except top mount models.*

MODEL L-1-E Clamp Mount

Identical to Model L-1-CL except shaft and propeller are epoxy coated.

MODEL AL-316 Bracket Mount

Use with any top mount tank.*

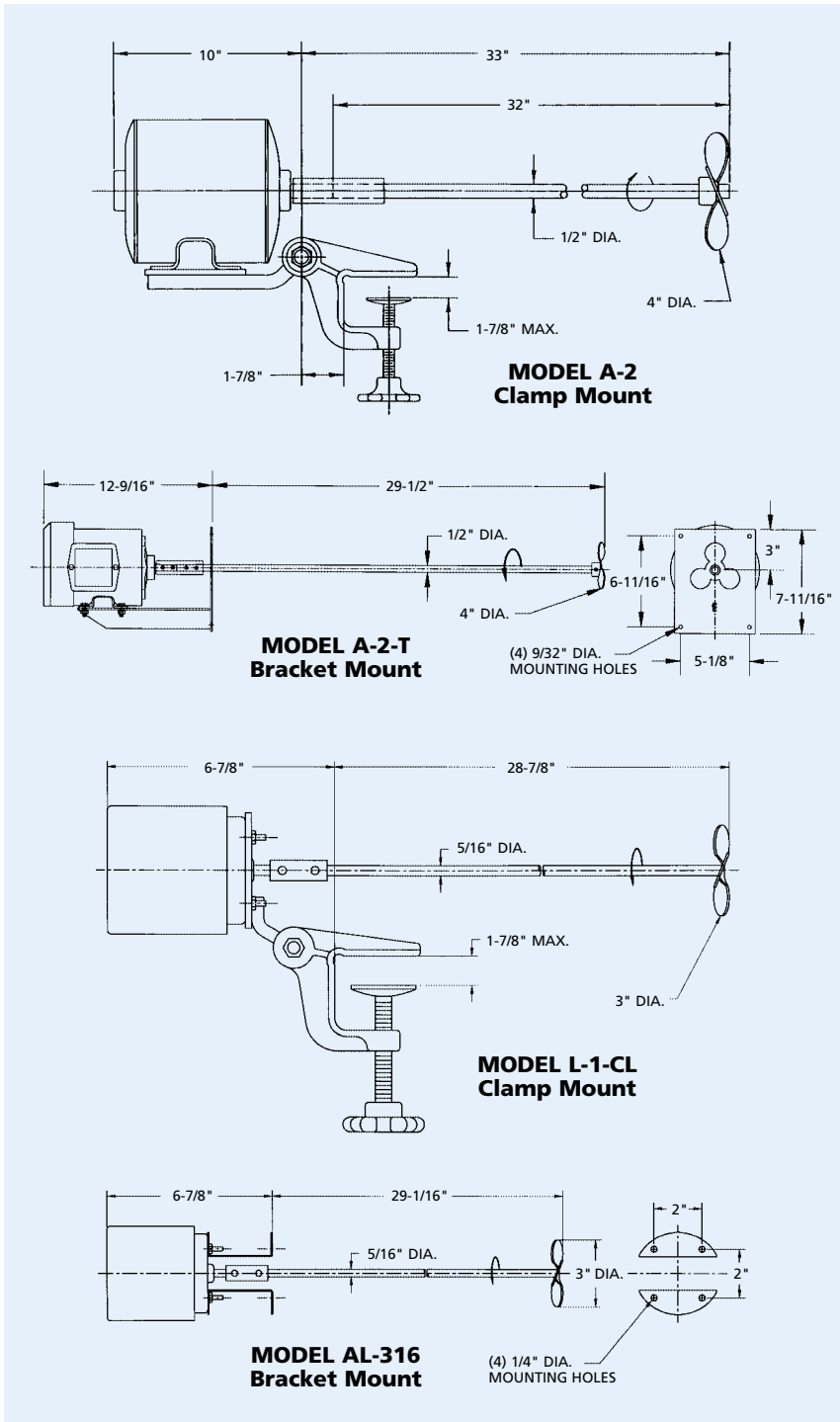
MODEL AL-E Bracket Mount

Identical to Model AL-316 except shaft and propeller are epoxy coated.

Refer to Bulletins FDP & DP-500E for Tanks and Feed Systems.

* Top mount tank models are:

TM 50PT	TM 50 SST-304	ET-P	WTS-55
TM 100PT	TM 100 SST-304	ET-S	



P.O. Box 247 • Lansdale, PA 19446-0247
 Tel: 215-699-8700 • Fax: 215-699-0370
 Toll-Free Fax: 1-800-255-4017
 Web Site: <http://www.neptune1.com>
 E-mail: pump@neptune1.com

SOLD BY: